

Enrollment Trend Data Analysis

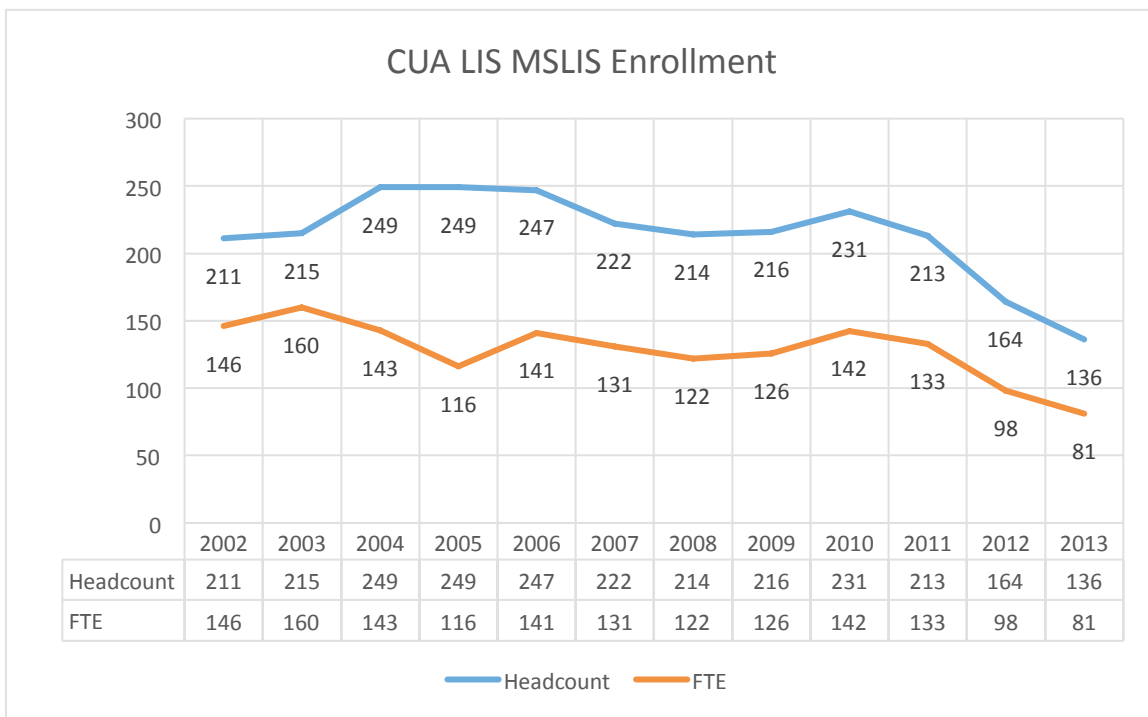
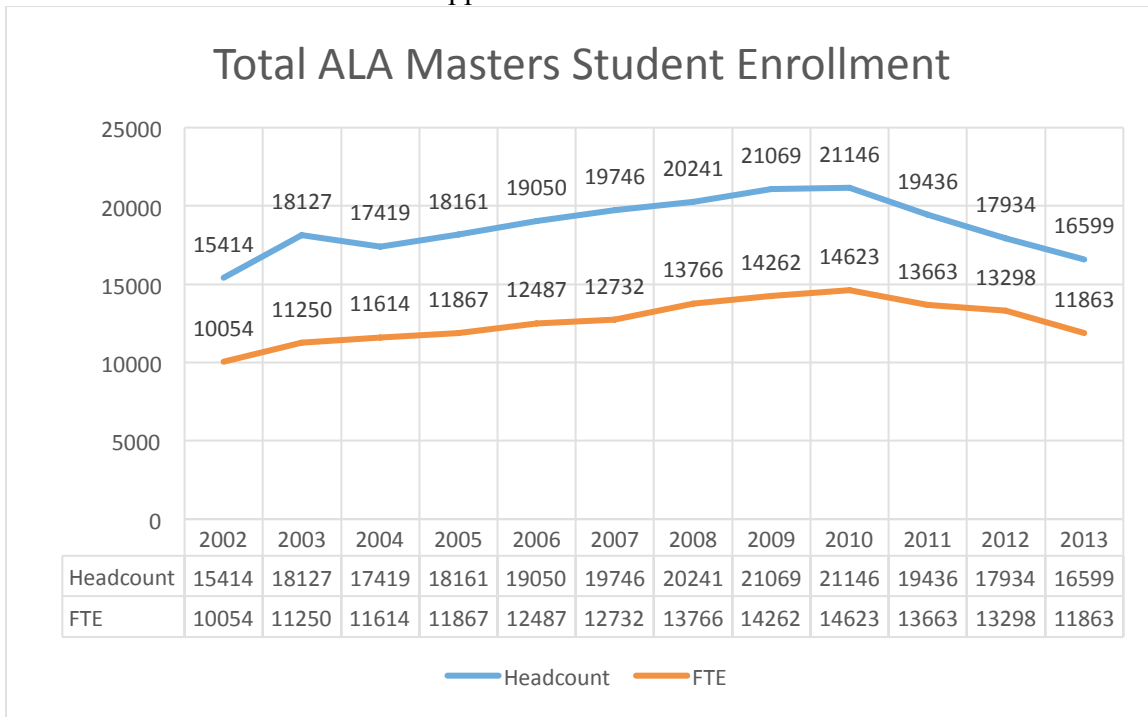
Prepared by Elizabeth Lieutenant and Bill Kules

Summary

This report is an analysis of enrollment rates in ALA-accredited Masters programs between 2002 and 2013. This data is submitted to the Association for Library and Information Science (ALISE) every December, who then share data on faculty, enrollment and graduation rates, and finances with the Committee on Accreditation (COA). The COA publishes this trend data on their website every year: <http://www.ala.org/accreditedprograms/reportsandpublications/prismreports>.

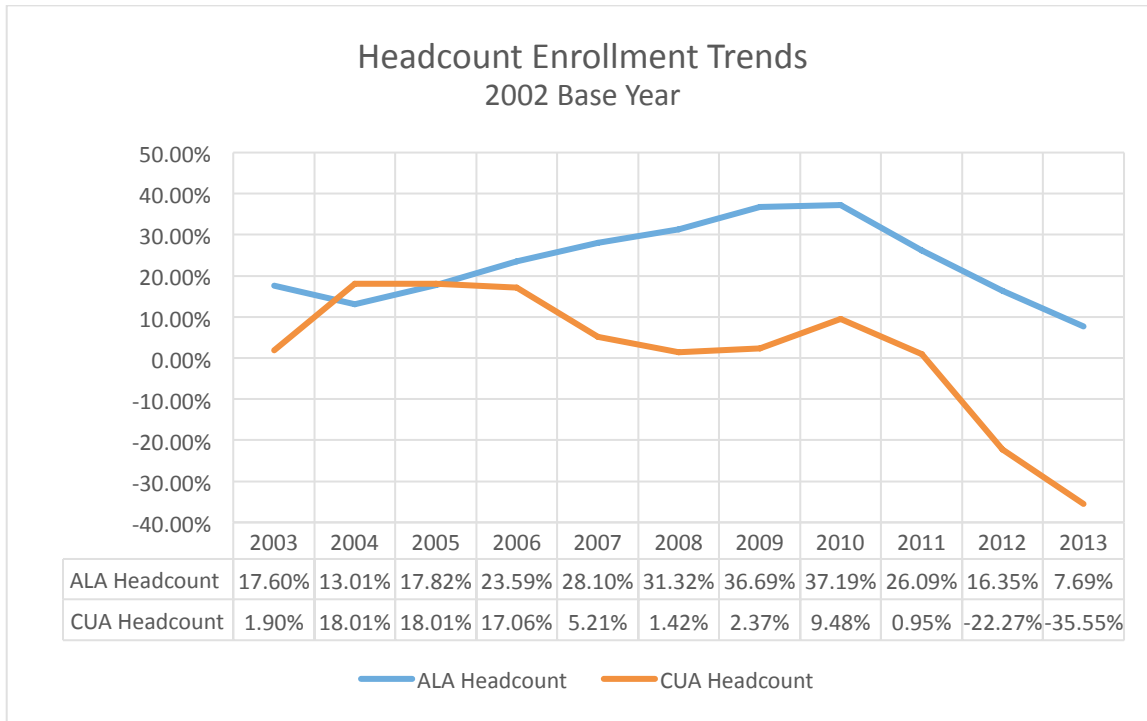
Total Enrollment

Total enrollment includes all Masters students in ALA-accredited degree programs within the United States and Canada. CUA LIS total enrollment includes all Masters students enrolled in the MSLIS program, and excludes non-degree seeking students and HIT students. The peak year in total ALA-accredited Masters student enrollment, measured in headcount and full-time equivalent (FTE) enrollment, was in 2010. Since 2010, total ALA enrollment dropped 21.5% and total CUA LIS MSLIS enrollment dropped 41.1%; ALA FTE enrollment dropped 16.8% and CUA LIS MSLIS FTE enrollment dropped 42.9%.

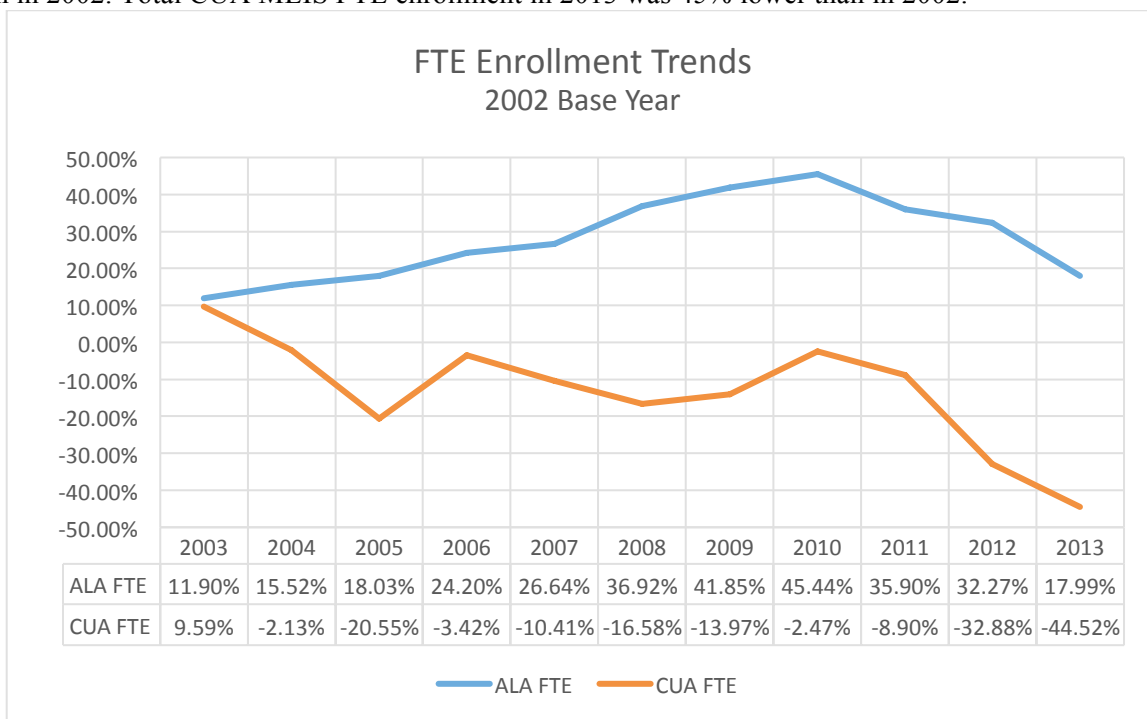


Enrollment Trends: 2002-2013

Between 2002 and 2010, total ALA-accredited Masters student enrollment grew by 37%, before declining between 2010 and 2013. Total ALA-accredited Masters student enrollment in 2013 was currently 7.7% higher than in 2002. Between 2002 and 2004/5, CUA LIS enrollment grew 18%, before an overall decline between 2005 and 2013. Total CUA MLIS enrollment in 2013 was 36% lower than in 2002.

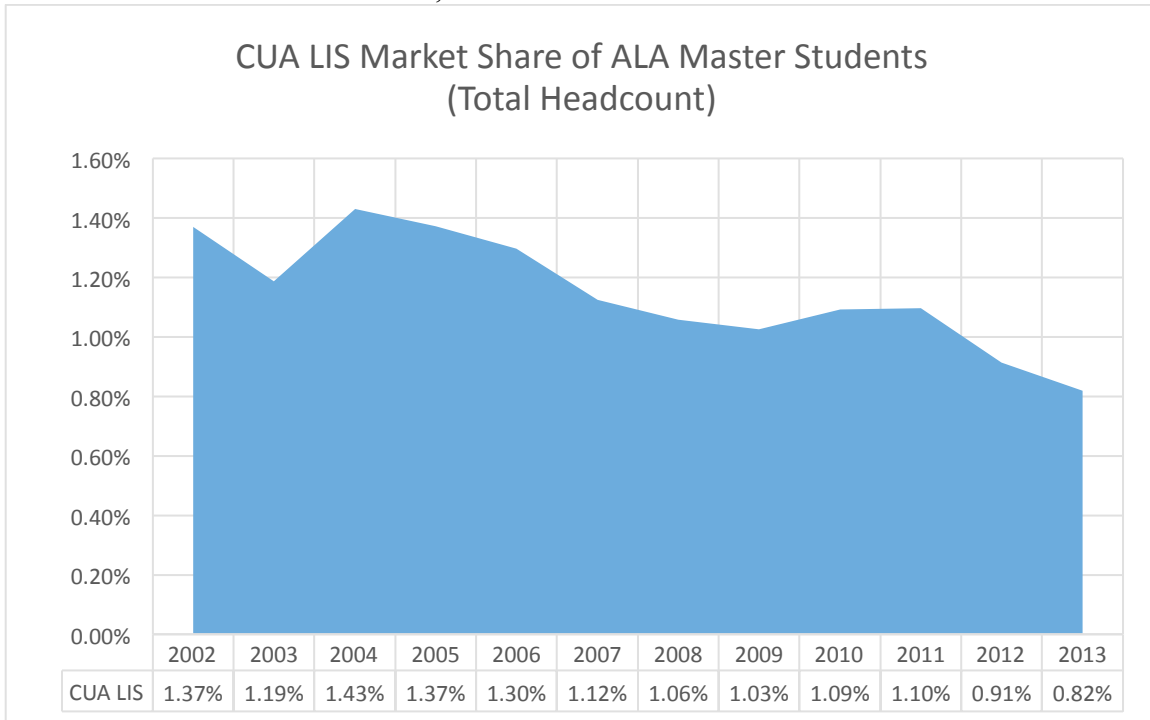


Between 2002 and 2010, ALA-accredited Masters student FTE enrollment grew by 45%, before declining between 2010 and 2013. Total ALA-accredited Masters student FTE enrollment in 2013 was 18% higher than in 2002. Total CUA MLIS FTE enrollment in 2013 was 45% lower than in 2002.



Market Share: 2002-2013

Since 2002, CUA LIS's total market share of ALA Masters students declined by 40% (0.55 percentage points). Our peak year for total market share was in 2004, where we enrolled 1.47% of all ALA Masters students. In 2013, CUA LIS enrolled 0.82% of all ALA Masters students.



Since 2002, CUA LIS's total market share of ALA-accredited Masters student FTE enrollment declined by 53% (0.77 percentage points). In 2013, CUA LIS FTE enrollment was 0.68% of total ALA Masters FTE enrollment.

